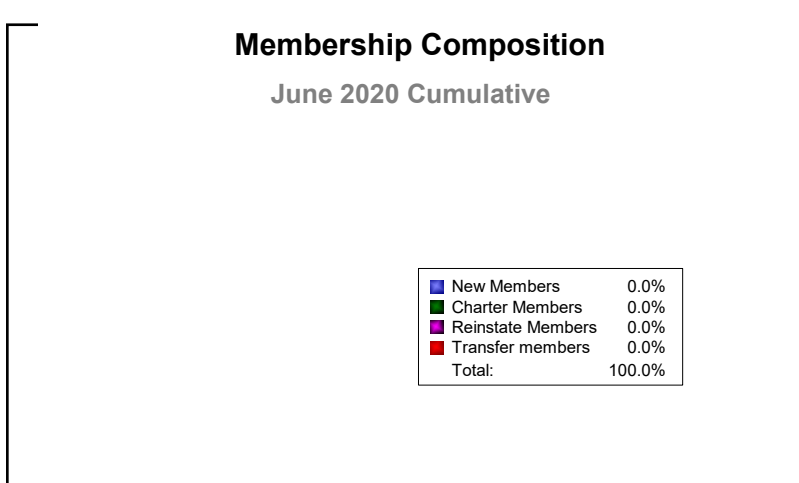
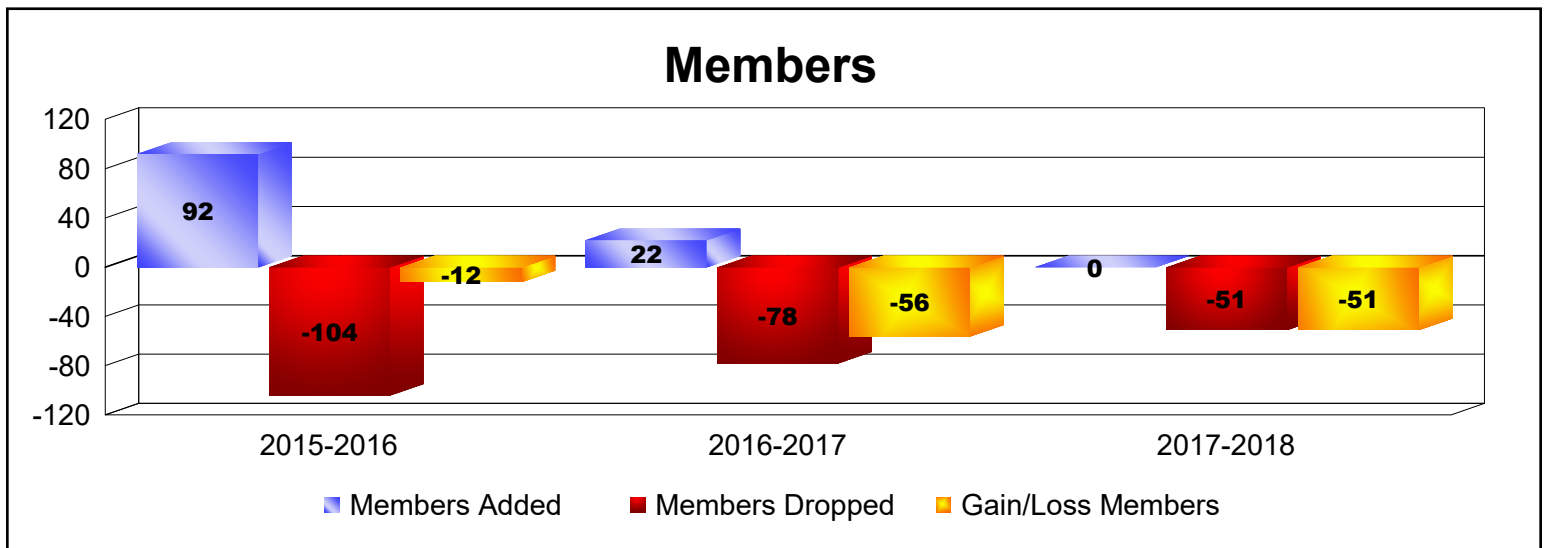
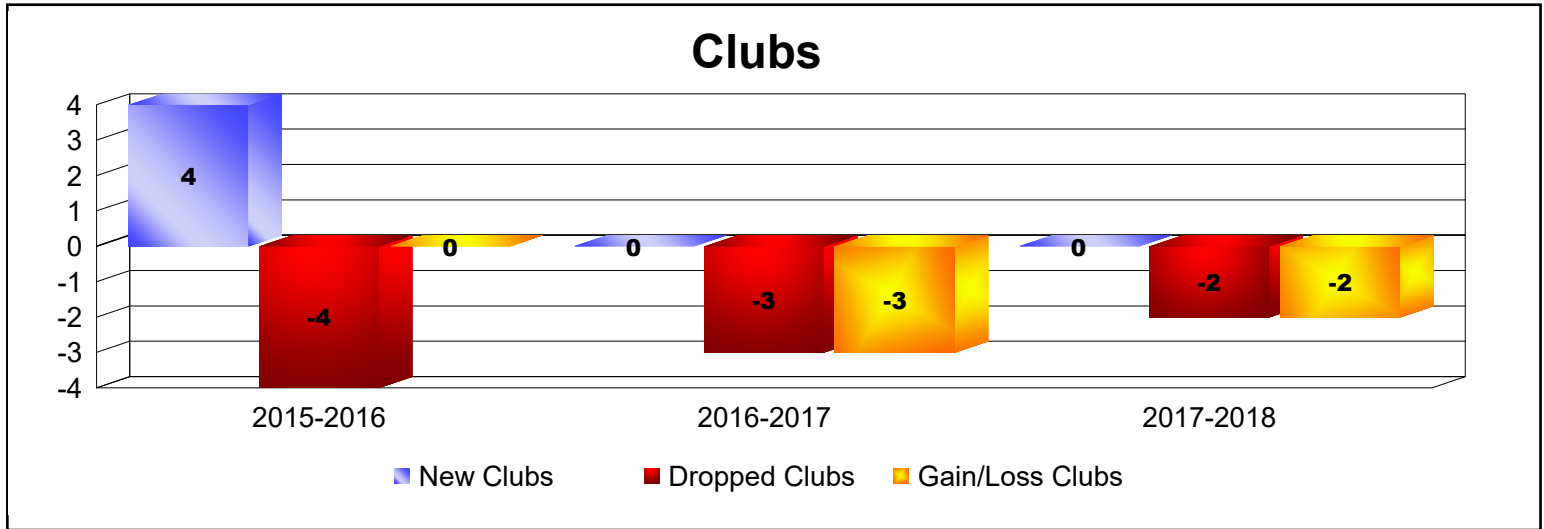


# Disbanded Districts

As of June 2020 Cumulative

Year	New Clubs	Dropped Clubs	Gain/ Loss Clubs	New Members	Charter Members	Reinstate Members	Transfer Members	Total Member Added	Total Members Dropped	Gain/ Loss Members
2015-2016	4	-4	0	1	91	0	0	92	-104	-12
2016-2017	0	-3	-3	0	22	0	0	22	-78	-56
2017-2018	0	-2	-2	0	0	0	0	0	-51	-51
<b>Average</b>	<b>1</b>	<b>-3</b>	<b>-2</b>	<b>0</b>	<b>38</b>	<b>0</b>	<b>0</b>	<b>38</b>	<b>-78</b>	<b>-40</b>



Year	New Clubs	Dropped Clubs	Gain/ Loss Clubs	New Members	Charter Members	Reinstate Members	Transfer Members	Total Member Added	Total Members Dropped	Gain/ Loss Members
2015-2016	7	-7	0	153	192	22	1	368	-314	54
2016-2017	11	0	11	488	369	47	30	934	-213	721
2017-2018	7	0	7	242	142	10	10	404	-221	183
2018-2019	5	-14	-9	964	124	4	14	1106	-795	311
2019-2020	0	-11	-11	296	45	16	3	360	-1068	-708
<b>Average</b>	<b>6</b>	<b>-6</b>	<b>0</b>	<b>429</b>	<b>174</b>	<b>20</b>	<b>12</b>	<b>634</b>	<b>-522</b>	<b>112</b>

